

FE400D

Kawasaki
Engines

13 Hp



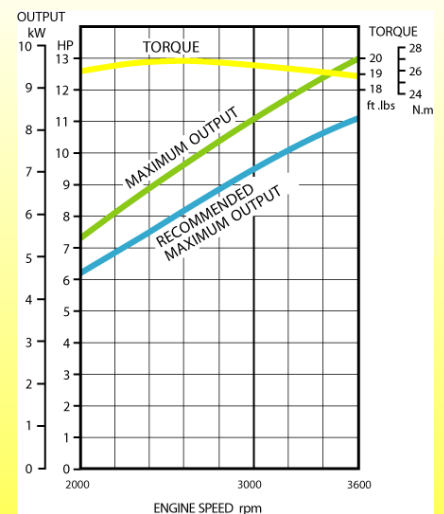
Features:

- Overhead V-valve
- Hydraulic valve lifters
- Electronic spark ignition
- Pressurized lubrication
- Dual element air cleaner
- Cast iron cylinder liner
- Reciprocating balancer

Options:

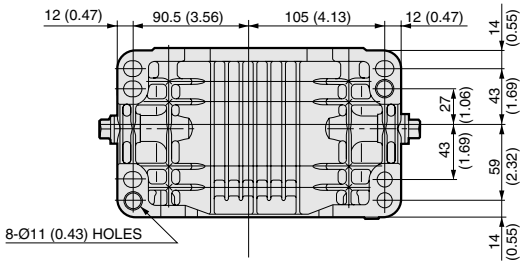
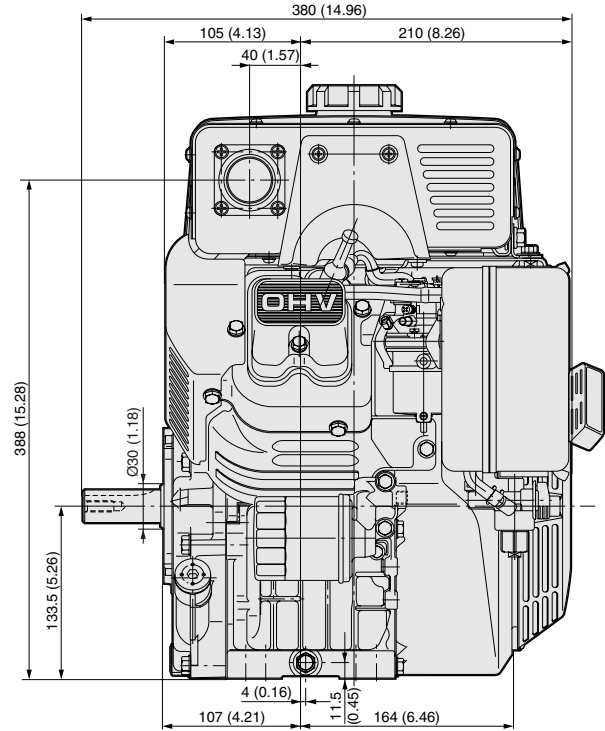
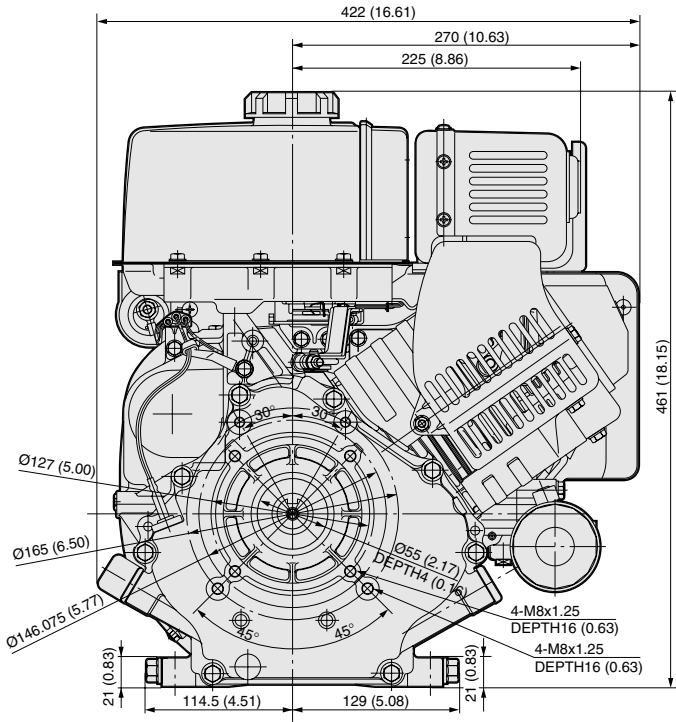
- Crankshaft PTO options
- Optional reduction gears (2:1)
- Upper air intake
- Variety of mufflers
- AC alternator
- Debris guard
- Oil drain extension
- Carburetor with fuel shut-off solenoid
- Pulse type fuel pump

Engine Type	Air-Cooled, OHV, Single cylinder, Horizontal PTO
Number Of Cylinders	1
Displacement	401 cc
Bore x Stroke	87 x 67.5 mm
Compression Ratio	8.4 : 1
Maximum Power	13.0 HP (9.7 kW) @3600 rpm
Maximum Torque	26.5 Nm @ 2500 rpm
Spec. Fuel Consumption	350 g/kW.hr
Dry Weight	34.5 kg
Oil Capacity	1.3 l
Fuel Capacity	6.4 l
Dimensions (LxWxH)	380 x 422 x 461 mm

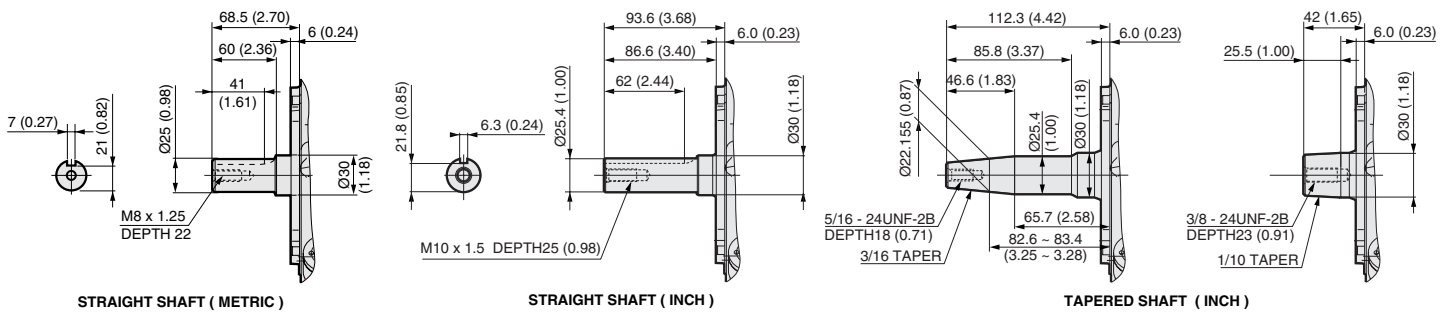


FE400 : DIMENSIONAL SPECIFICATIONS

Unit : mm (in.)



FE400D : SHAFT VARIATION



FE400G : PTO FLANGE AND SHAFT

